

## How to download the update Qwanto! version

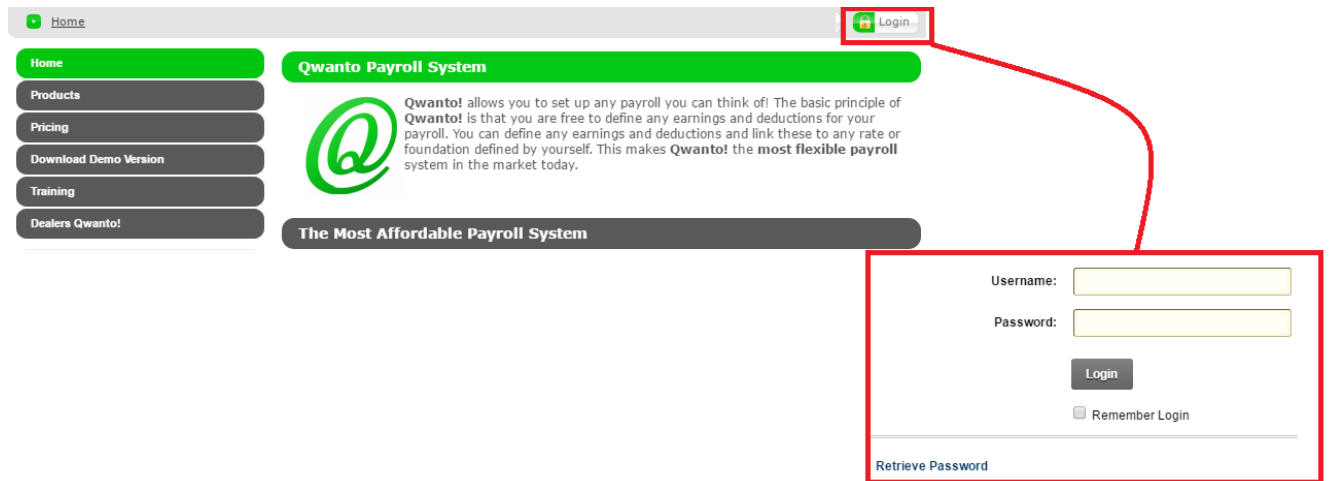
On each PC where Qwanto Software is installed you have to install the Update Version!

Your Qwanto Software must be closed during the downloading process.

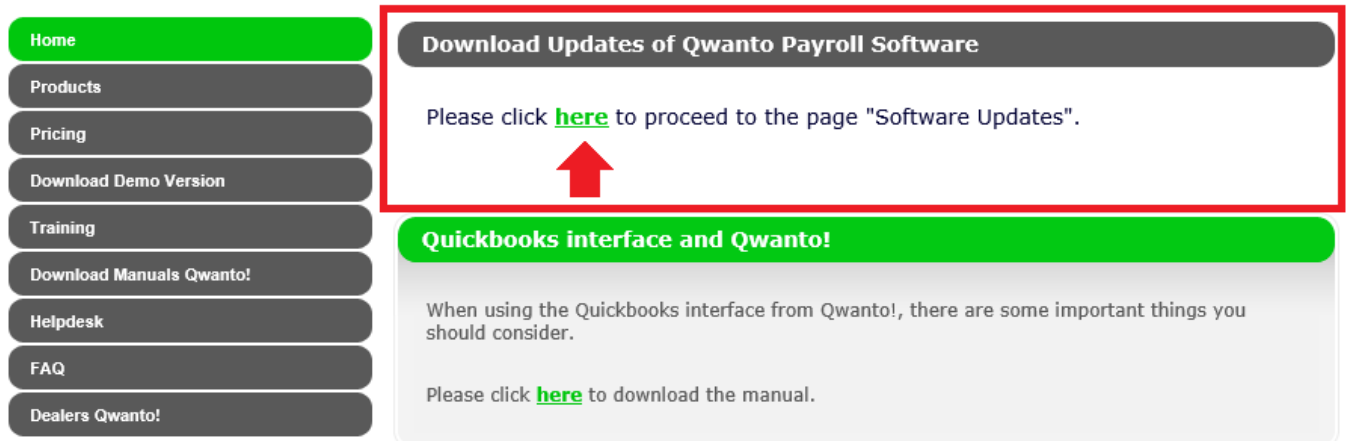
1. Open the website [www.qwantopayroll.com](http://www.qwantopayroll.com)
2. Click on the **Logon button** (upper right corner). The **User Log In** screen will appear. Fill in your Username and Password (as mentioned on your License voucher).

*If you forgot your Username and Password please send an email to our helpdesk: [support@qwantopayroll.com](mailto:support@qwantopayroll.com)*

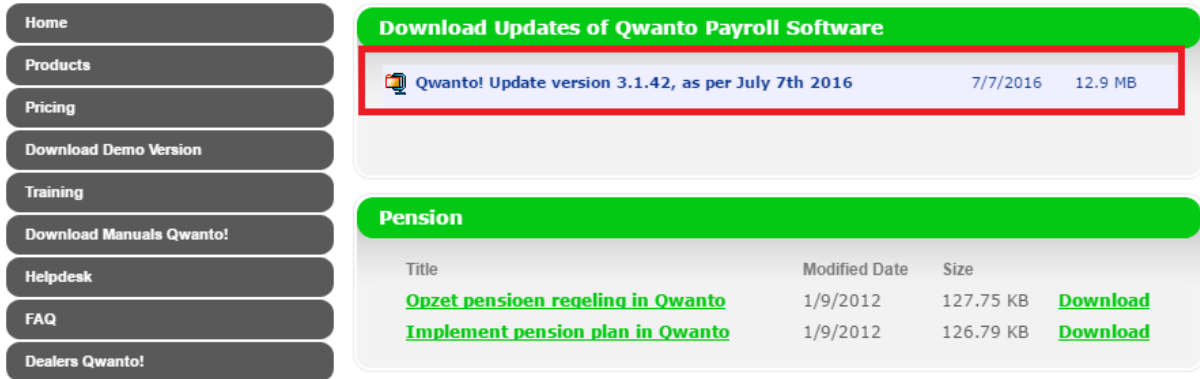
**TIP:** After you are logged on your name or the company name will appear in the button next to the logon button.




3. After logging in the software updates can be downloaded by clicking on the button "here" as in picture below.



- You will be directed to the menu “Software Updates”. Click on the Qwanto update version and the system will guide you through the update installation.

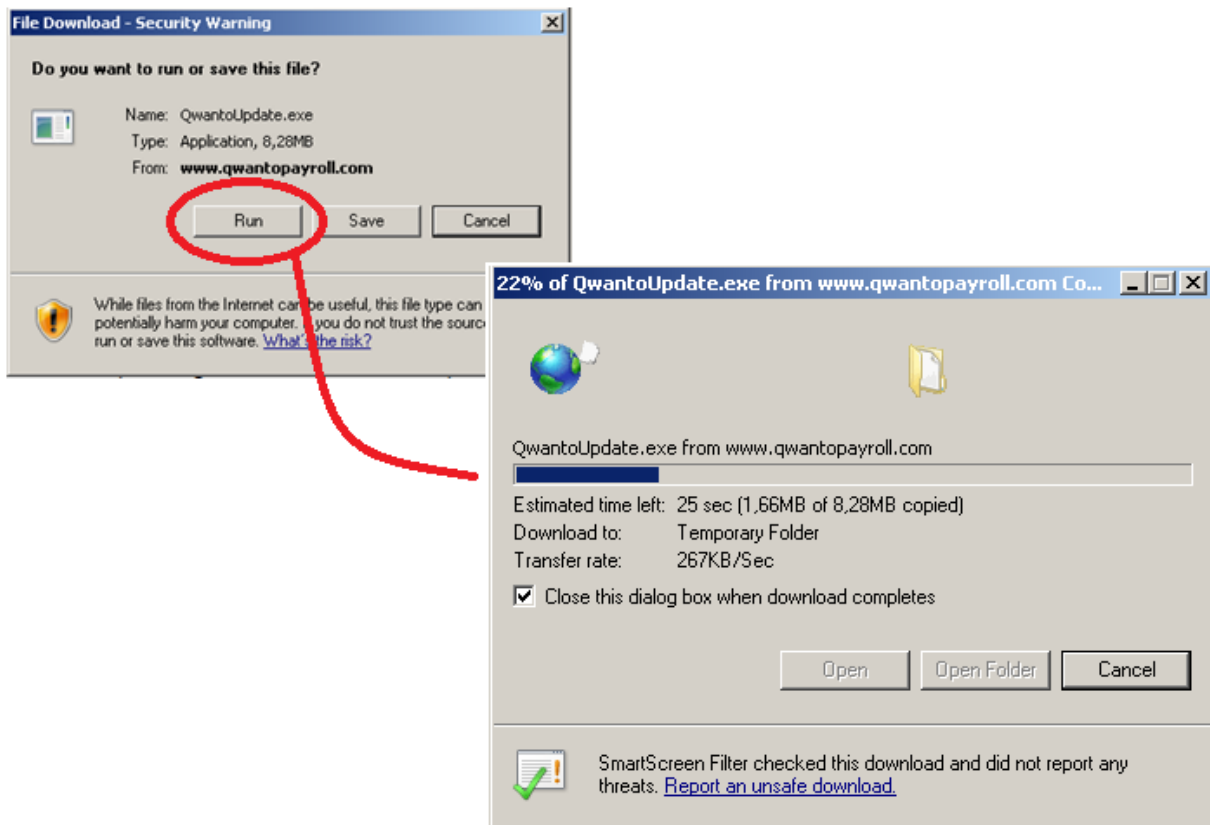


Download Updates of Qwanto Payroll Software			
	Qwanto! Update version 3.1.42, as per July 7th 2016	7/7/2016	12.9 MB

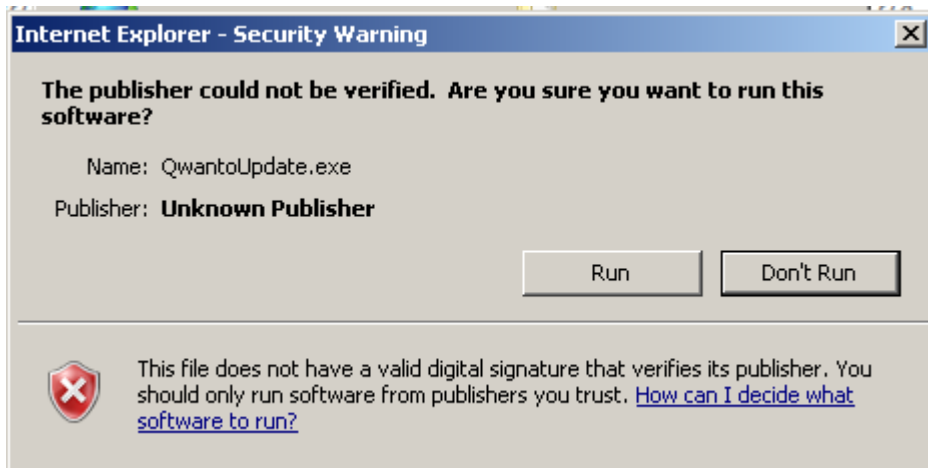
  

Pension			
Title	Modified Date	Size	
<a href="#">Opzet pensioen regeling in Qwanto</a>	1/9/2012	127.75 KB	<a href="#">Download</a>
<a href="#">Implement pension plan in Qwanto</a>	1/9/2012	126.79 KB	<a href="#">Download</a>

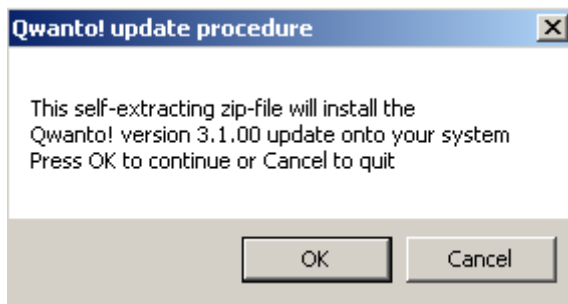
- Downloading the Update file to your system. Click on **RUN** and the system will automatically start the download. The Progress bar will appear.



6. After the download is finished the screen below will appear and click on **RUN**

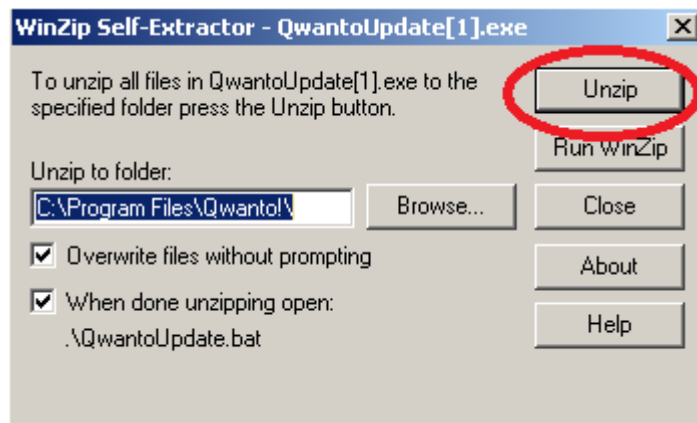


7. Qwanto Update Procedure screen will appear and click on **OK**.

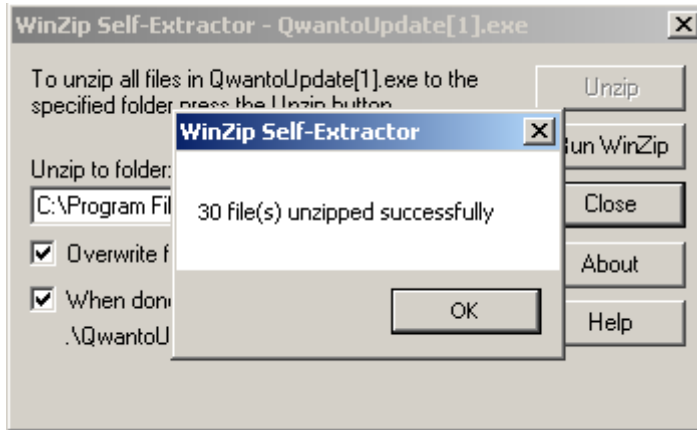


8. WinZip Self-Extractor screen appears and click on Unzip. The file will be unzipped to the folder C:\Program Files\Qwanto!

**If your Qwanto software is located on a different location than your update file must be unzipped in that same location, click on the button Browse to change the location.**



9. WinZip is successfully and click on OK and Close the window.



10. Open your Qwanto Payroll as usually and run your payroll.